

# CASHPOP

## GAME OVERVIEW:

- \$5 for each POP (number) selected
- Winnable Prize amount instantly shown at time of purchase
- Prizes range each drawing \$25 to \$500
- Winning POP number is drawn nightly at 8:00 PM
- Sales close daily at 7:45 PM and resume at 7:46 PM for the next day's drawing

**Total Ticket Cost = Cost per POP number, multiplied by the number of selected POPs, multiplied by the number of draws**

- **Cash Pop tickets cannot be canceled or exchanged**
- **Each Draw purchased will print on a separate ticket**
- **No Advance Play**

## HOW TO PLAY:

- 1) Player selects their desired POP(s) or use Quick Pick (QP) to have POP(s) randomly selected
  - Player can select 1 up to 15 POPs per drawing
- 2) Players select their desired number of Draws
  - Up to 5 consecutive Draws can be played
- 3) Each POP will have a potential cash PRIZE appear immediately on the printed ticket under the selected POP(s) at the time of purchase



Selected POP(s)

Potential Cash PRIZE

- 4) Player wins PRIZE shown when the drawn POP number matches a player's selected POP

## HOW TO WIN:

- Player wins when they match any selected POP(s) with the winning Cash Pop number drawn nightly.
- Play any number of POP(s) between 1 and 15.
- Guaranteed PRIZE when all 15 numbers are played.

PRIZE AMOUNT	ODDS OF WINNING
\$500	1 in 7.50 Thousand
\$250	1 in 4.50 Thousand
\$200	1 in 2.63 Thousand
\$125	1 in 675
\$100	1 in 150
\$70	1 in 120
\$50	1 in 90.0
\$35	1 in 75.0
\$25	1 in 40.0

Overall odds of winning 1 in 15.0



SCAN HERE FOR FULL GAME INFO  
OR GO TO  
[WALOTTERY.COM](http://WALOTTERY.COM)

# CASHPOP

ONE POP WINS



**GTouch 24 & 28**  
**Self Service**

# PURCHASING CASH POP

## USING THE CASH POP PLAYSリップ:



Following the directions on the Playslip, Players will complete both areas per their preference:

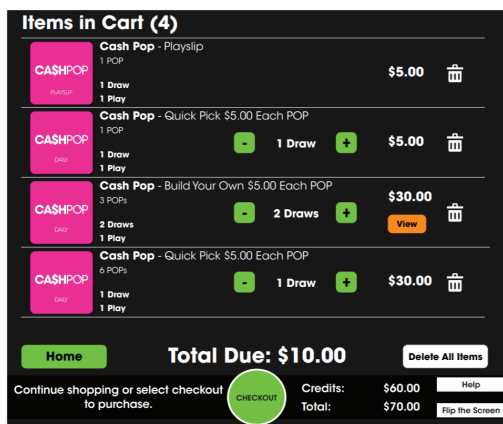
### 1- PICK YOUR POPS

- Player will select desired POP(s) between 1 and 15.

### 2- HOW MANY DRAWS?

- Players can use their selected POP(s) for up to five consecutive Cash Pop Drawings.

- Insert the completed Playslip into the Self Service Terminal Playslip reader (located to the right of the touch screen, above the ticket dispense tray at the bottom).
- Once the Self Service Terminal reads the Playslip, the Player will be guided to the Shopping Cart purchase screen.



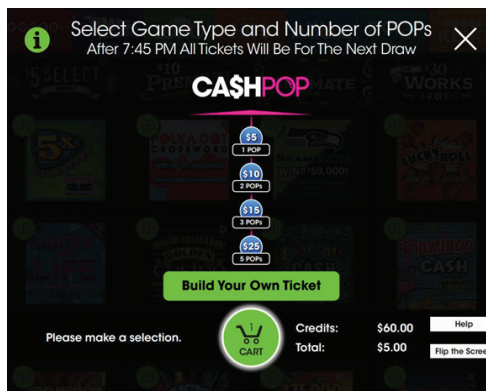
- Cash Pop ticket will dispense once payment (cash/debit) is complete.

## QUICK PICK - SELF SERVICE TERMINALS

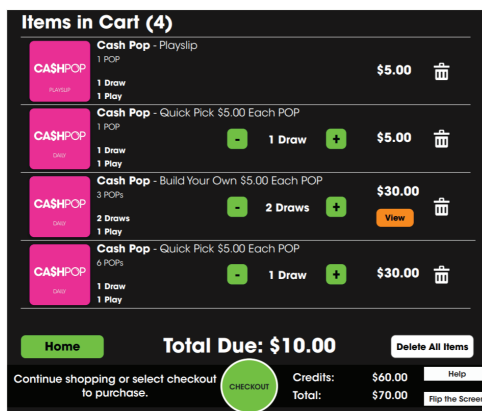
- Press the **CASH POP** button located in the Draw Game banner.



- Player will be guided to the CASH POP purchase screen.



- Press the desired number of POP(s) being purchased. Players can choose 1, 2, 3, or 15 POPs to be randomly selected by the system and have their ticket added to their Shopping Cart.
- Player will be guided to the Shopping Cart screen where they will complete their purchase.
- After all products have been selected. Press **CHECK OUT** Player must complete purchase following machine prompts.

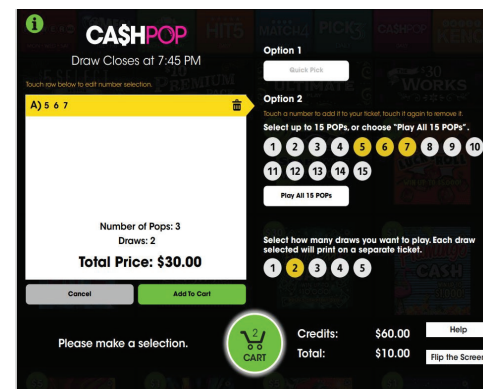
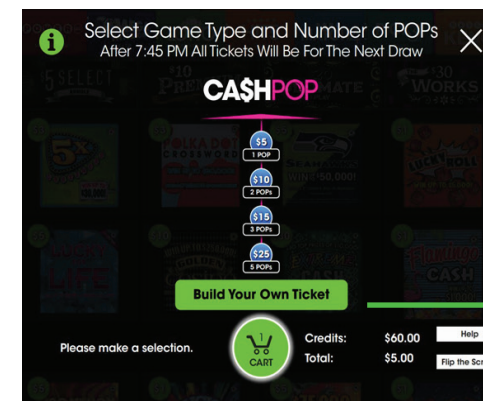


## BUILD YOUR OWN TICKET - SELF SERVICE TERMINALS

- Press the **CASH POP** button located in the Draw Game banner



- Player will be guided to the CASH POP purchase screen. Press **BUILD YOUR OWN TICKET** to build custom CASH POP ticket.



- On the Build Your Own Ticket screen, Players will have the option to choose their desired POP(s) and number of consecutive Draws (up to five consecutive Draws).

- Press the **Shopping Cart** button when finished



- After all products have been selected. Press **CHECK OUT** Player must complete purchase following machine prompts.

